

SLDS Parent Portal Guide

Statewide Longitudinal Data System (SLDS)



Table of Contents

BRIEF HISTORY OF THE STATEWIDE LONGITUDINAL DATA SYSTEM.....	3
BENEFITS OF THE SLDS PARENT PORTAL.....	3
HOW TO ACCESS THE GEORGIA SLDS	3
STUDENT PERFORMANCE DASHBOARD	4
NAVIGATION TOOL BAR.....	5
VERTICAL SCROLL BAR.....	5
DOWNLOADABLE REPORTS	6
ATTENDANCE SECTION	8
ASSESSMENTS SECTION	8
LEXILE SCORES	8
ASSESSMENT SCORES	9
Test Administration Details Page.....	9
OVERVIEW OF ASSESSMENTS AVAILABLE ON THE STUDENT PERFORMANCE DASHBOARD	11
LIST OF STUDENT ASSESSMENT RESULTS AVAILABLE TO PARENTS.....	11
CRCT-M	13
21st Century Skills Assessment (21 CSA).....	14
ACCESS	15
Alternative ACCESS.....	16
GAA	17
GKIDS.....	18
Georgia Pre-K Assessment.....	19
STUDENT GROWTH PERCENTILE.....	20
RESOURCES DASHBOARD	21
MY SCHEDULE SECTION	21
ACCESS TO ONLINE RESOURCES.....	21
VIEWING THE RESOURCES	23
SEARCHING FOR RESOURCES USING THE LEARN MENU.....	23
LOGGING OUT OF THE SLDS PARENT PORTAL.....	26

Brief History of the Statewide Longitudinal Data System

The Statewide Longitudinal Data Systems (SLDS) Grant Program of 2002 was designed to help state education agencies develop and implement longitudinal data systems. These systems are intended to enhance the ability of States to efficiently and accurately manage, analyze, and use education data, including individual student records. The data systems developed with funds from these grants should:

- Help States, Districts, Schools, and Teachers make data-driven decisions to improve student learning.
- Facilitate research to increase student achievement and close achievement gaps.

Benefits of the SLDS Parent Portal

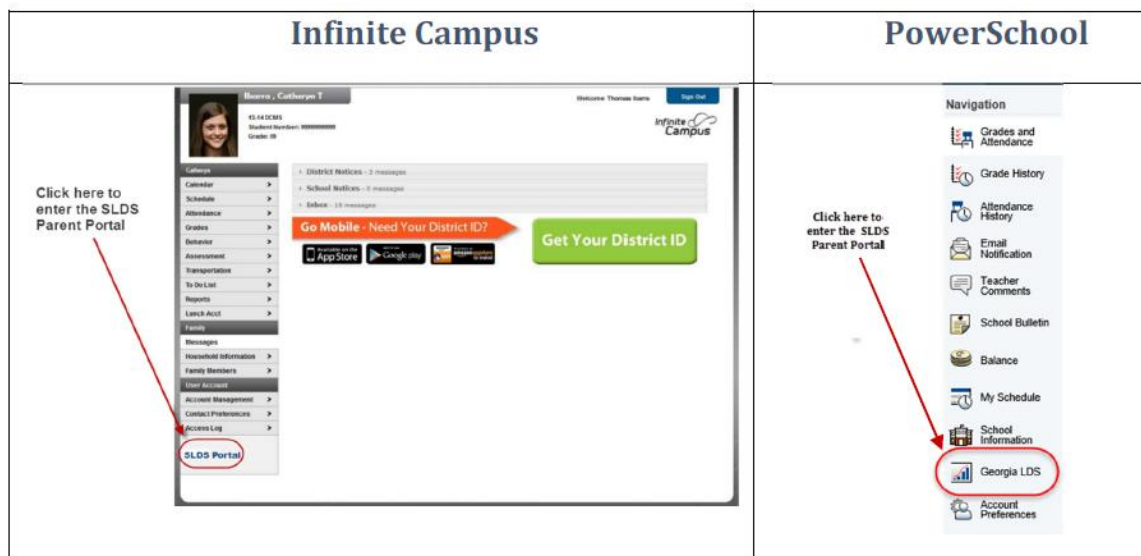
Using Georgia's SLDS Parent Portal helps parents to:

- Monitor their children's achievement on statewide summative assessments
- Identify their children's strengths and weaknesses in the domains that are tested in each subject area
- Access online resources that are directly aligned to their children's course standards

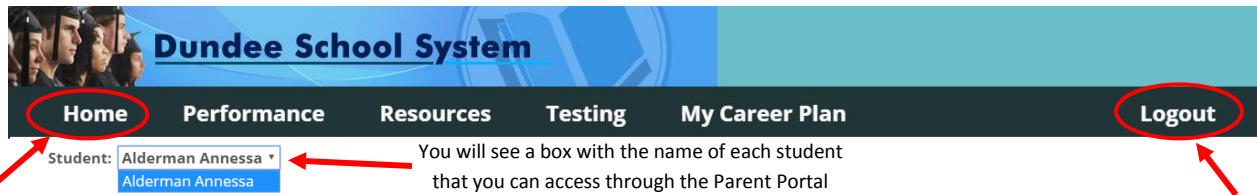
How to Access the Georgia SLDS

Parents can access the Georgia SLDS Parent Portal by following these steps:

1. Login to the District's Student Information System Parent Portal.
2. Click the **SLDS Portal** button at the bottom of the list on the left side of the student's page.




- After clicking the **SLDS Portal** button, the **Parent Portal Welcome Page** will open. If you have access to more than one child in the district portal, you will see a dropdown box containing the name of each child.



The Home button will return you to the Parent Portal Welcome screen

Click here to log out of the Parent Portal

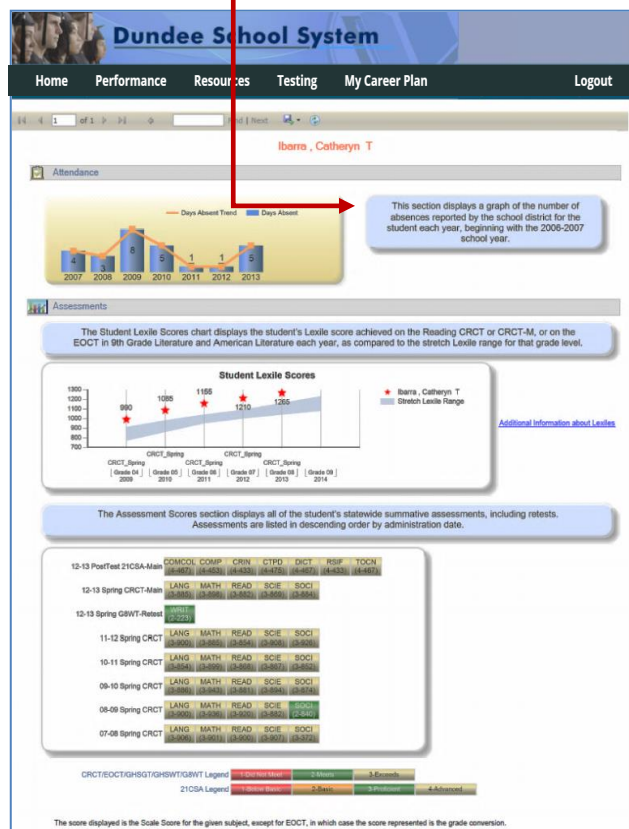


Student Performance Dashboard

To see your child’s attendance history and statewide summative test history, click the Student Performance icon under the child’s name.

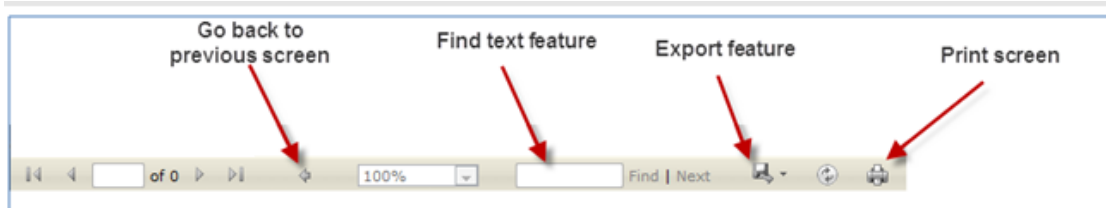
After clicking the icon, your child’s Student Performance Dashboard will be displayed.

There are blue textboxes above or beside each section of the dashboard to assist you in understanding the data displayed in each section.



Navigation Tool Bar

The Navigation Tool Bar includes quick links to move through the dashboards.

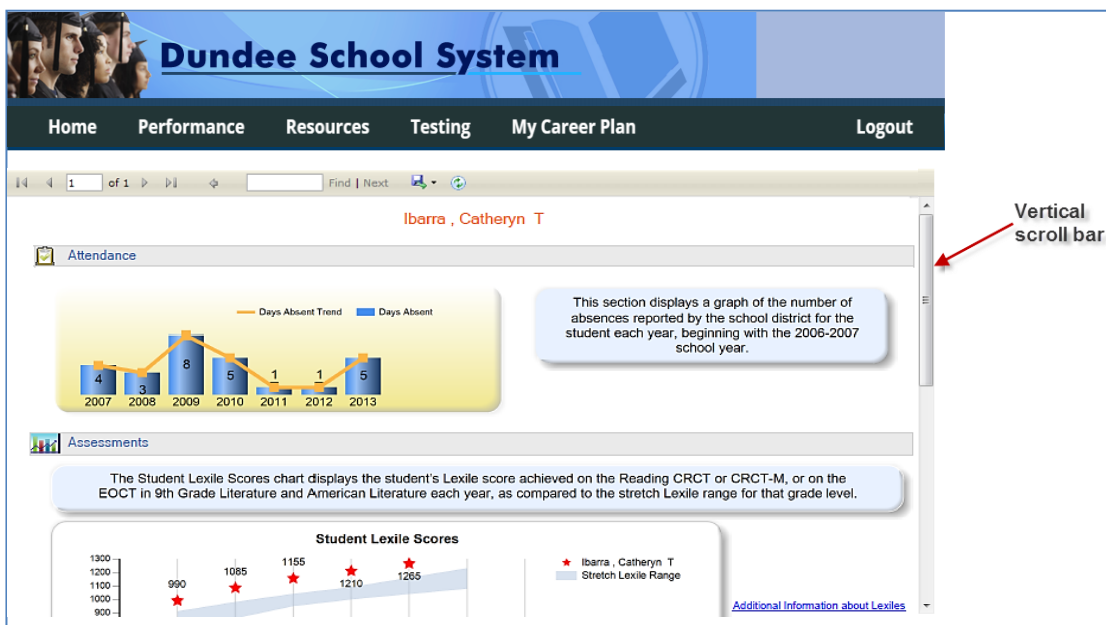


The tool bar also includes a feature to export the data on the screen. Any of the images, charts, or graphs that you see in the SLDS Parent Portal can be exported to another application. These files can be created in multiple user friendly formats including Excel, Word, and PDF.



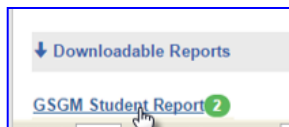
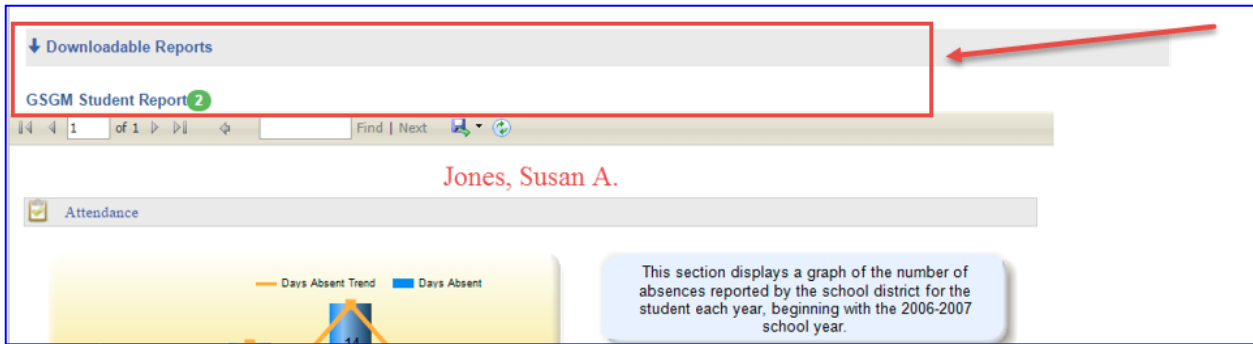
Vertical Scroll Bar

There is a vertical scroll bar to the right of the charts on the Student Performance Dashboard that allows you to scroll down and view all of the charts on the page.



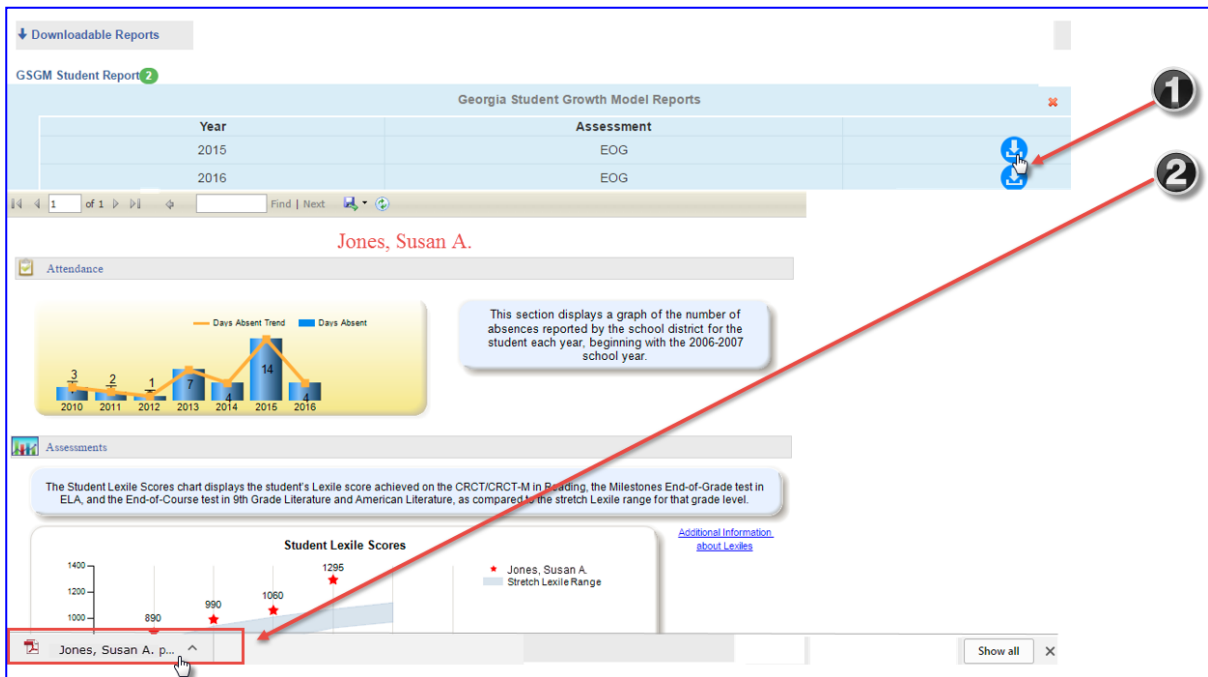
Downloadable Reports

The Downloadable Reports section displays any individual student reports that are available to view and download for the student that you selected. If there are any Georgia Student Growth Model (or GSGM) Reports available to view, you will see the words GSGM Student Reports along with a number in a circle. That number indicates the number of reports that are available to view.



To view the GSGM reports, hover your mouse over the words “GSGM Student Report” (notice that the words are hyperlinked, which means that you may click on the words to view the reports).

After clicking the hyperlink, a list of available reports will be displayed in a dropdown list. Click on the blue download icon to view the report, and a PDF version of the report will be downloaded to your computer. Please note that the way in which this PDF is downloaded will vary based on the browser and operating system that you are using. In this example, the PDF icon appears at the bottom of the screen. Click on the PDF icon to download the report.



The PDF will open in a new window, and can be saved and printed.

Student Susan A. Jones Birthdate 10/2003 GTID 9000000000	Grade 5 System Dundee District School Dundee Elementary School
---	---

Georgia Student Growth Model (GSGM) Report

Georgia Milestones End of Grade (EOG) / 2014-2015

This **Georgia Student Growth Model (GSGM) Report** provides information on your student's academic progress during the 2014-2015 school year. However, instead of describing growth in terms of the number of scale score points gained or lost, this model provides you with **Student Growth Percentiles (SGPs)**. An SGP describes how much your student grew relative to academically-similar students – other students across Georgia with the same achievement score history. Student growth, in addition to achievement, tells a more complete story about your student's academic performance.

SGPs range from 1 (lowest growth) to 99 (highest growth). For example, a 7th-grade mathematics SGP of 50 would mean that the student grew more than 50% of 7th-grade students with a similar history of mathematics achievement. Conversely, 50% grew more than this student. In other words, SGPs take into consideration where your student started when describing how much growth he or she demonstrated. With SGPs, students of all achievement levels – low and high – have the opportunity to demonstrate all levels of growth – low and high.

The interpretive guide below will assist you in understanding what all of the numbers, bars, colors, and arrows mean. On the next two pages, you will find growth reports for your student by content area. The back page includes additional information on understanding and interpreting SGPs. We hope this student growth report provides you with a new, insightful way of understanding your student's academic progress.

How to Interpret the Georgia Student Growth Model (GSGM) Report / EOG

MATHEMATICS ¹

Performance Level EXCEEDS MEETS DOES NOT MEET	Achievement Level DISTINGUISHED LEARNER PROFICIENT LEARNER DEVELOPING LEARNER BEGINNING LEARNER
--	---

Grade 5

MEETS ²

843

On a prior test, this student's scale score of 843 met expectations

Grade 6

MEETS ³

822

On a prior test, this student's scale score of 822 met expectations

TYPICAL GROWTH ⁴

50th Percentile*

* Between the prior and current tests, this student grew more than 50% of academically-similar students.

Grade 7

PROFICIENT LEARNER ⁵

530

On the current test, this student's scale score of 530 indicates the student is a Proficient Learner.

3 HIGH GROWTH 66th - 99th Percentile
4 TYPICAL GROWTH 35th - 65th Percentile
5 LOW GROWTH 1st - 34th Percentile

Note: Scores for the Georgia Milestones are on a different scale than previous tests.

When you are finished viewing the report, close the window, and return to the SLDS Parent Portal.

Attendance Section

The Attendance section displays a graph of the absences reported by your school district for your child each year, beginning with the 2006-2007 school year. This allows you to observe the trend in his or her attendance each year.



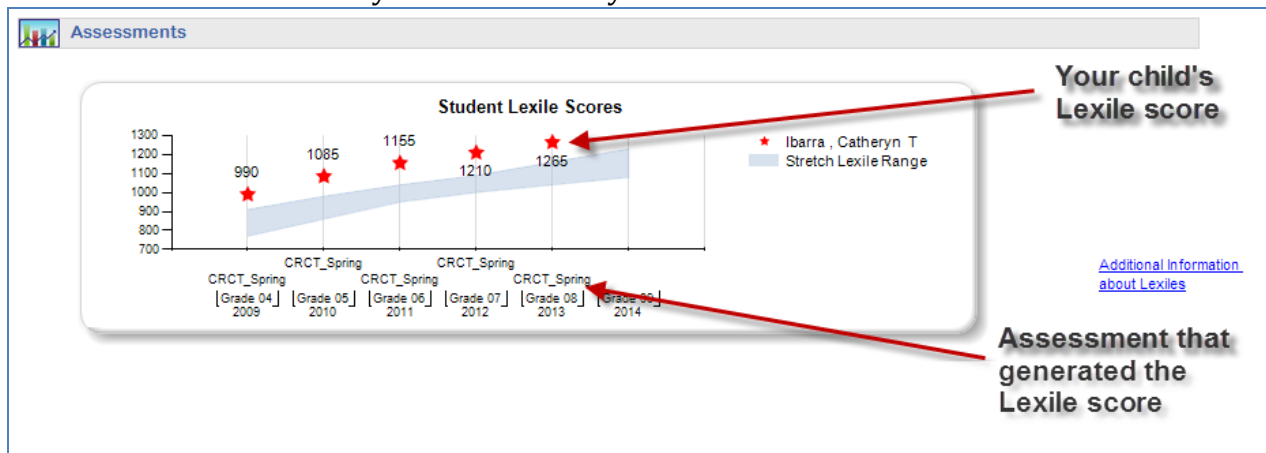
Note: If the student was not enrolled in a Georgia public school in a particular year, e.g., home school, private school, or out-of-state, that year will not be included on the chart.

Assessments Section

Lexile Scores

The first chart in the Assessments section is the graph of student Lexile scores. This chart displays the student's Lexile score achieved on the Reading CRCT or CRCT-M, or on the EOCT in 9th Grade Literature and American Literature each year. The student's Lexile score each year is denoted on the chart with a red star. This chart allows you to compare your child's Lexile score each year to the stretch Lexile range established for that grade level. Ideally, your child will be in or above the stretch Lexile range.

If you would like more information about Lexiles, you may click on the link beside the chart entitled "Additional Information about Lexiles." This will open a web page with Lexile information and tools that you can use with your child.



Assessment Scores

The Assessment Scores section displays all of your child’s statewide summative assessments, including retests, in color-coded test result boxes (see the legend at the bottom of the screen to decode the colors). Assessments are listed in descending order by administration date. Assessment history may go as far back as the 2006-2007 school year, provided that the student was enrolled in a Georgia public school district and that the student’s unique Georgia Testing Identifier (GTID) was attached to the assessment. Each test result box contains the abbreviated subject-area of the test, as well as the scale score (and grade conversion for the Milestones EOC tests) that the student achieved on the test.

The score displayed is the scale score for the given assessment. EOC and EOCT assessments display scale score and the grade conversion.

14-15 Spring MilestonesEOG-Main	ELA (3-580)	MATH (2-488)	SCIE (2-517)	SOCI (3-541)								
13-14 Spring CRCT	LANG (3-875)	MATH (3-851)	READ (3-882)	SCIE (3-893)	SOCI (3-883)							
12-13 Spring CRCT	LANG (3-870)	MATH (3-857)	READ (3-878)	SCIE (3-866)	SOCI (3-910)							
12-13 Spring G3WT	ICNV (2-N/A)	IIDEAS (3-N/A)	IORG (3-N/A)	ISTYLE (3-N/A)	ICNV (2-N/A)	NIDEAS (3-N/A)	NORG (3-N/A)	NSTYLE (3-N/A)	PCNV (2-N/A)	PIDEAS (3-N/A)	PORG (3-N/A)	PSTYLE (3-N/A)

CRCT/EOCT/GHSGT/GHSWT/G8WT/G3WT Legend: 1-Did Not Meet, 2-Meets, 3-Exceeds

MilestonesEOC/MilestonesEOG Legend: 1-Beginning Learner, 2-Developing Learner, 3-Proficient Learner, 4-Distinguished Learner

Each of the color-coded test result boxes is hyperlinked. You can view test administration details (including domain level results for some assessments) by clicking on a specific test result box. The graphics below is the Test Administration details page that is displayed after clicking on the box for the 2014-15 Spring Milestones EOG test in Social Studies and ELA.

Milestones End Of Grade Results Social Studies For Abrego , Ignacio N

Administration Results

School Year	Administration	Strand	Measure	Value	
2015	Spring	Economics	Mastery Category	2	Monitor Learning
		Geography	Mastery Category	1	Remediate Learning
		Government/Civics	Mastery Category	2	Monitor Learning
		History	Mastery Category	3	Accelerate Learning
		Total Score	Achievement Level	3	Proficient Learner
		Total Score	Scale Score	541	

Milestones End Of Grade Results ELA For Abrego , Ignacio N

Administration Results

School Year	Administration	Strand	Measure	Value	
2015	Spring	Reading and Vocabulary	Reading Status	2	Grade Level or Above
		Writing and Language - Extended Writing: Ideas	Points Earned	3	3 out of 4 Points
		Writing and Language - Extended Writing: Language	Points Earned	2	2 out of 3 Points
		Writing and Language - Narrative Writing	Points Earned	4	4 out of 4 Points
		Total Score	Achievement Level	3	Proficient Learner
		Total Score	Lexile Numeric	1180	
Total Score	Scale Score	580			

Test Administration Details Page

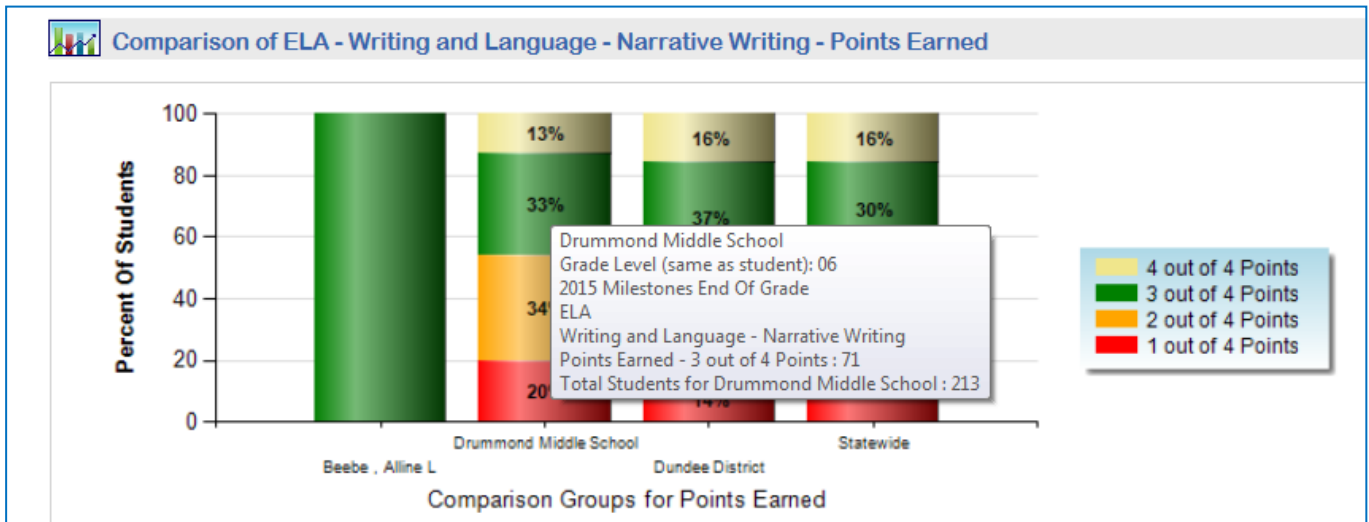
For all assessments, with the exception of GAA and Pre-K, clicking on an individual test result box will display more details about the assessment results, including domain-level results for some assessments. The table below is an example of what you would see when you click on the ELA Milestones EOG box. The table displays the domains tested in the subject, along with more details about the student’s performance in that domain.

Milestones End Of Grade Results
ELA
For Beebe , Alline L

Administration Results

School Year	Administration	Strand	Measure	Value	
2015	Spring	Reading and Vocabulary	Reading Status	2	Grade Level or Above
		Writing and Language - Extended Writing: Ideas	Points Earned	2	2 out of 4 Points
		Writing and Language - Extended Writing: Language	Points Earned	2	2 out of 3 Points
		Writing and Language - Narrative Writing	Points Earned	3	3 out of 4 Points
		Total Score	Achievement Level	3	Proficient Learner
			Lexile Numeric	1100	
			Scale Score	572	

Notice that there are hyperlinked performance levels available to click. Once any of the hyperlinked numbers is clicked, a bar graph will display for that particular domain that compares the student’s performance to the rest of the students in that same grade level in his/her classroom, school, district, and state. Each bar can be hovered over to provide the teacher with additional information.



Overview of Assessments Available on the Student Performance Dashboard

Any statewide assessment taken by the student will be displayed in the Assessments section of the Student Performance Dashboard. Assessments are listed in descending order by administration date.

List of Student Assessment Results Available to Parents

- Student Lexile Scores
- Milestones End of Grade Tests for grades 3-8 (Milestones EOG)
- Milestones End of Course Tests for high school courses (Milestones EOC)
- Criterion Referenced Competency Tests (CRCT)
- Criterion Referenced Competency Tests–Modified (CRCT-M)
- End of Course Test (EOCT)
- Georgia High School Graduation Test (GHSGT)
- Georgia High School Writing Test (GHSWT)
- 8th Grade Writing Test (G8WT)
- 5th Grade Writing Test (G5WT)
- 3rd Grade Writing Test (G3WT)
- 21st Century Skills Assessment (21CSA)
- Georgia Alternative Assessment (GAA)
- Assessing Comprehension and Communication in English State to State for English Language Learners (ACCESS)
- Georgia Pre-K Assessment
- Georgia Kindergarten Inventory of Developing Skills (GKIDS)
- Student Growth Percentiles

Assessment Result Boxes

Any statewide assessment taken by the student will be displayed in the Assessments section. Assessments are listed in descending order by administration date.

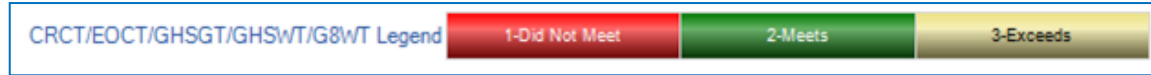
The Georgia Milestones EOG and EOC test result boxes are all color-coded according to this legend:

Milestones EOC/Milestones EOG Legend	1-Beginning Learner	2-Developing Learner	3-Proficient Learner	4-Distinguished Learner
--------------------------------------	---------------------	----------------------	----------------------	-------------------------

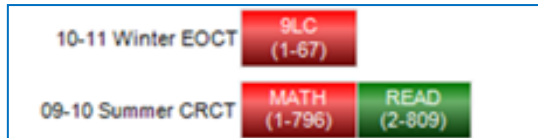
Additionally, each test result box displays the scale score that the student achieved on the test. The Milestones EOC also displays the grade conversion.

14-15 Winter Milestones EOC-Main	9LC (3-537-82)	CALG (3-528-80)			
13-14 Spring CRCT	LANG (3-869)	MATH (2-840)	READ (3-851)	SCIE (2-822)	SOCI (2-833)

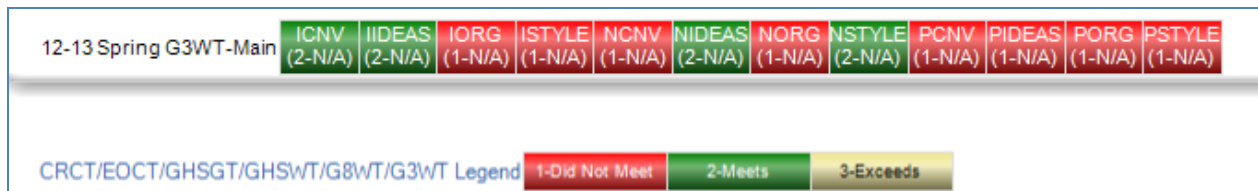
The CRCT, EOCT, GHS GT, GHS WT, G8WT, G5WT, and G3WT test result boxes are all color-coded according to this legend:



Additionally, each test result box displays the scale score that the student achieved on the test, with the exception of the EOCT which displays the grade conversion.



Note: G3WT scores are reported in four domains across three genres of writing as shown here:



There are some assessments that follow a different legend from the tests listed above. They are CRCT-M, 21 CSA, ACCESS, Alternative ACCESS, GAA, GKIDS, and the Georgia Pre-K Assessment.

CRCT-M

As displayed on the Student Performance Dashboard:

12-13 Spring CRCT-Main SCIE (1-759) SOCI (1-796)

12-13 Spring CRCTM-Main LANG (1-277) MATH (1-286) READ (2-309)

12-13 Spring G5WT-Main WRIT (1-150)

11-12 Spring CRCTM-Main LANG (1-273) MATH (1-293) READ (2-302)

11-12 Spring CRCT SCIE (1-768) SOCI (1-775)

10-11 Spring CRCT LANG (1-748) MATH (1-769) READ (1-793) SCIE (1-753) SOCI (1-771)

CRCTM Legend 1-Below Proficiency 2-Emerging Proficiency 3-Basic Proficiency

CRCT/EOCT/GHSGT/GHSWT/G8WT Legend 1-Did Not Meet 2-Meets 3-Exceeds

Clicking on one of the CRCT-M test result boxes will display the test administration details:

1 of 1 Find | Next

Criterion Referenced Competency Test - Modified Results Language

Administration Results

School Year	Administration	Strand	Measure	Value	
2013	Spring	Grammar/Sentence Construction	Percent Correct	30	
			Raw Score	6	
			Total Items	20	
		Research/Writing Process	Percent Correct	20	
			Raw Score	4	
			Total Items	20	
		Total Score	Achievement Level	1	Below Proficiency
			Percent Correct	25	
			Raw Score	10	
			Scale Score	277	
Special Conditions	1		Accommodation: Scheduling		
2012	Spring	Grammar/Sentence Construction	Percent Correct	29	

21st Century Skills Assessment (21 CSA)

As displayed on the Student Performance Dashboard:



Clicking on one of the 21 CSA test result boxes will display the test administration details:

Georgia 21st Century Skills Assessment PostTest Results Composite

School Year	Administration	Strand	Measure	Value	
2013	PostTest	Total Score	Achievement Level	2	Proficient
			Number Correct	45	
			Scale Score	338	
			Test Duration	32	
			Total Items	72	

ACCESS

As displayed on the Student Performance Dashboard:

11-12 Spring CRCT LANG (2-834) MATH (2-811) READ (2-823) SCIE (2-814) SOCI (2-829)

11-12 Spring ACCESS CMP (5-371) COMP (4-355) LIST (5-368) LTRCY (3-344) ORL (5-386) READ (6-372) SPK (6-403) WRIT (2-316)

09-10 Spring CRCT LANG (2-840) MATH (2-829) READ (3-854) SCIE (2-835) SOCI (2-840)

08-09 Spring CRCT LANG (2-840) MATH (2-829) READ (3-850)

07-08 Spring CRCT LANG (2-821) MATH (2-821) READ (2-817)

CRCT/EOCT/GHSGT/GHSWT/G8WT Legend 1 - Did Not Meet 2 - Meets 3 - Exceeds

ACCESS Legend 1-Entering 2-Beginning 3-Developing 4-Expanding 5-Bridging 6-Reaching

Clicking on one of the ACCESS test result boxes will display the test administration details:

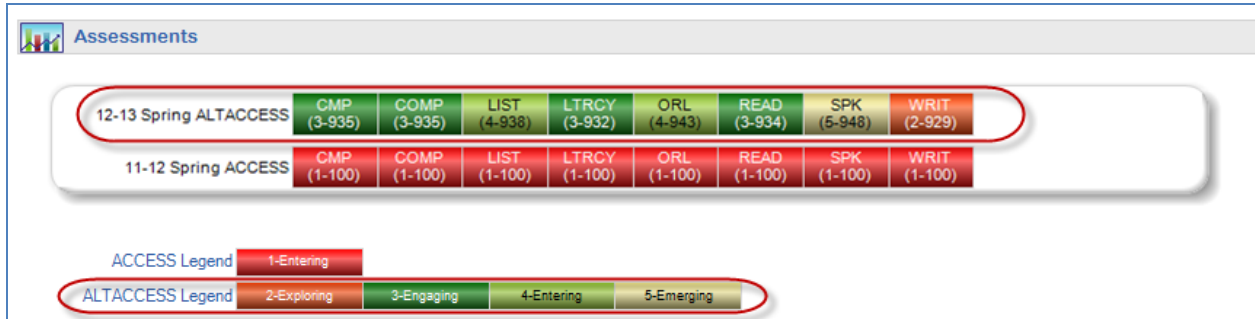
Assessing Comprehension & Communication in English State to State Results Speaking

Administration Results

School Year	Administration	Strand	Measure	Value	
2012	Spring	Language Social Studies	Raw Score	15	
		Mathematics Science	Raw Score	15	
		Social Instructional	Raw Score	13	
		Total Score	Achievement Level	6	Reaching
			High Score	459	
			Low Score	347	
			Proficiency Level	6	
		Scale Score	403		

Alternative ACCESS

As displayed on the Student Performance Dashboard:



As displayed in the teacher's class roster:

School Year(s): 2014, 2013 View Report

1 of 1 | 100% | Find | Next

Student Name	Grade Level	Race / Ethnicity	ELL	ED	Gifted	Retained	SWD	Days Absent	Achievement
Weatherby, Eugenio G	02	HISPANIC	Y	Y			Y	18	12-13 Spring ALTACCESS: CMP (3-935), COMP (3-935), LIST (4-938), LTRCY (3-932), ORL (4-943), READ (3-934), SPK (5-948), WRIT (2-929)
Whitmer, Lyman M	02	WHITE, NOT OF HISPANIC ORIGIN							

Clicking on one of the Alternative ACCESS test result boxes will display the following test administration details:

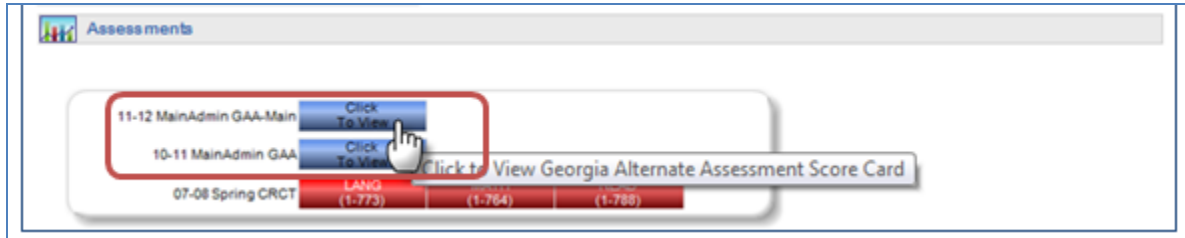
Alternate Assessing Comprehension & Communication in English State to State Results Oral

Administration Results

School Year	Administration	Strand	Measure	Value
2013	Spring	Total Score	Achievement Level	4 Entering
			Proficiency Level	4 Entering
			Scale Score	943

GAA

As displayed on the Student Performance Dashboard:



Clicking on the GAA test result box will display the test administration details:

2012 Student Score Report for:

Georgia Alternate Assessment

Grade 04

GTID#: [REDACTED]
 Date Of Birth: [REDACTED]
 School Name: **Elementary School**
 System Name: [REDACTED]

STUDENT PERFORMANCE

English / Language Arts Score Results **Student's Stage of Progress**

Scoring Dimension	Score	1	2	3	4
Fidelity to Standard	2	1	2	3	4
Context	3	1	2	3	4
Achievement/Progress	2	1	2	3	4

ESTABLISHED PROGRESS - Based on evidence in the portfolio, the student demonstrates an understanding of fundamental skills and knowledge aligned to grade-appropriate ELA, mathematics, science, or social studies standards. He/she is working on and showing progress in academic content at an access/entry level. The student performs meaningful tasks using grade-appropriate materials. Generalization across settings and/or interactions is evidenced in the portfolio.

Mathematics Score Results **Student's Stage of Progress**

Scoring Dimension	Score	1	2	3	4
Fidelity to Standard	2	1	2	3	4
Context	3	1	2	3	4
Achievement/Progress	3	1	2	3	4

ESTABLISHED PROGRESS - Based on evidence in the portfolio, the student demonstrates an understanding of fundamental skills and knowledge aligned to grade-appropriate ELA, mathematics, science, or social studies standards. He/she is working on and showing progress in academic content at an access/entry level. The student performs meaningful tasks using grade-appropriate materials. Generalization across settings and/or interactions is evidenced in the portfolio.

Science Score Results **Student's Stage of Progress**

Scoring Dimension	Score	1	2	3	4
Fidelity to Standard	2	1	2	3	4
Context	3	1	2	3	4
Achievement/Progress	3	1	2	3	4

ESTABLISHED PROGRESS - Based on evidence in the portfolio, the student demonstrates an understanding of fundamental skills and knowledge aligned to grade-appropriate ELA, mathematics, science, or social studies standards. He/she is working on and showing progress in academic content at an access/entry level. The student performs meaningful tasks using grade-appropriate materials. Generalization across settings and/or interactions is evidenced in the portfolio.

GKIDS

As displayed on the Student Performance Dashboard:

Student Profile for Ahmed , Jenna N/GTID:9002949539 (as of school year 2013-2014)

Demographics

Name: Ahmed , Jenna N
 Grade: 01
 Gender: female
 Ethnicity: hispanic
 Birth Date: 12/3/2006

Attendance

Assessments

- 12-13 Spring GKIDS [Click To View](#)
- 11-12 PreK GAP4 [Click To View](#)

As displayed in the teacher's class roster:

School Year(s): 2014, 2013 [View Report](#)

1 of 1 | 100% | Find | Next

Student Name	Grade Level	Race / Ethnicity	ELL	ED	Gifted	Retained	SWD	Days Absent	Achievement
Ahmed , Jenna N	01	HISPANIC						4	12-13 Spring GKIDS Click To View

Clicking on the GKIDS test result box will display the following test administration details:

Georgia Kindergarten Inventory of Developing Skills for

Legend:
 GKIDS Academic Legend: 1-Not Yet Assessed, 2-Not Yet Demonstrated, 3-Emerging, 4-Progressing, 5-Meets Standard, 6-Exceeds Standard
 GKIDS Non-Academic Legend: 1-Not Yet Assessed, 2-Area of Concern, 3-Developing, 4-Consistently Demonstrating

GKIDS ACADEMIC RESULTS

Counting and Cardinality

- Count to 100 by ones and by tens: Meets Standard
- Count forward beginning from a given number: Meets Standard
- Represent a number of objects with a written numeral 0-20: Meets Standard
- Say the number names in the standard order: Meets Standard
- Last number name said tells the number of objects: Meets Standard
- Each number name refers to a quantity that is one larger: Meets Standard
- Answer "how many?" questions (up to 20 objects): Meets Standard
- Whether a group is greater than/less than/equal to another: Meets Standard

GKIDS NON-ACADEMIC RESULTS

Attention/ Engagement/ Persistence

- Pays attention: Consistently Demonstrating
- Demonstrates increasing task persistence: Consistently Demonstrating
- Displays motivation/enthusiasm for learning: Consistently Demonstrating
- Works independently: Consistently Demonstrating

Curiosity and Initiative

- Asks questions: Consistently Demonstrating
- Self-selects activities and topics: Consistently Demonstrating
- Seeks help when needed: Consistently Demonstrating

Georgia Pre-K Assessment

As displayed on the Student Performance Dashboard:



Clicking on the Pre-K test result box will display the test administration details:

Georgia Pre-K Assessment

Pre-K Legend 1 - Not Yet 2 - In Progress 3 - Proficient

Georgia Pre-K Assessment

I. Personal & Social Development

A. Self concept

1. Demonstrates self-confidence	In Progress
2. Shows some self-direction	In Progress

B. Self control

1. Follows simple classroom rules and routines	In Progress
2. Uses classroom materials carefully	In Progress

III. Mathematical Thinking

A. Mathematical processes

1. Begins to use simple strategies to solve mathematical problems	Not Yet
---	---------

B. Number and operations

1. Shows beginning understanding of number and quantity	Not Yet
---	---------

C. Patterns, relationships, and functions

1. Sorts objects into subgroups that vary by one or two attributes	Not Yet
2. Recognizes simple patterns and duplicates them	Not Yet

D. Geometry and spatial relations

1. Begins to recognize and describe the attributes of shapes	Not Yet
2. Shows understanding of and uses several positional words	In Progress

E. Measurement

1. Orders, compares, and describes objects according to a single attribute	Not Yet
2. Participates in measuring activities	Not Yet

Student Growth Percentile


Students’ growth percentiles are displayed at the bottom of the page. The growth percentile boxes display the student’s growth percentile followed by the student’s scale score on the assessment. The boxes are color-coded based on whether the student achieved high growth, typical growth, or low growth on the assessment.




Resources Dashboard

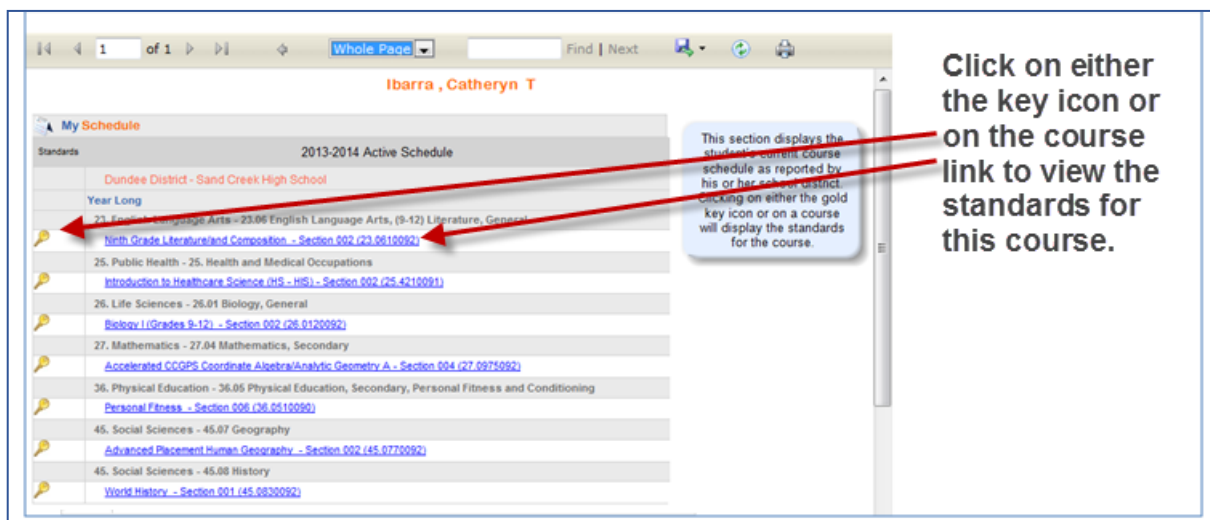
To see your child's current course schedule, either click the **Resources** icon under the child's name, or click the word "**Resources**" on the menu.

My Schedule Section

This section displays the student's current course schedule as reported by his or her school district. Each course has a key  to the left of the course title. Clicking on either the key or on a course will display the standards for the course.

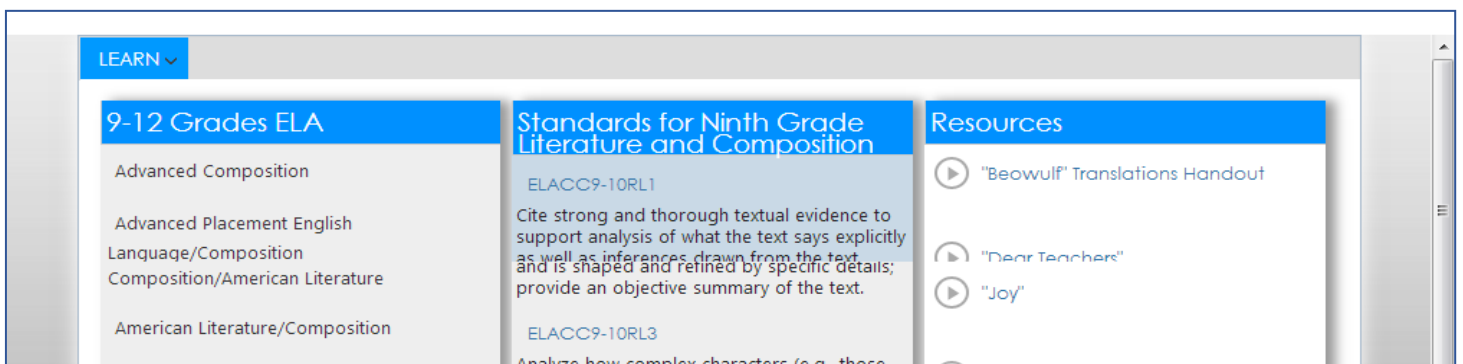
Access to Online Resources

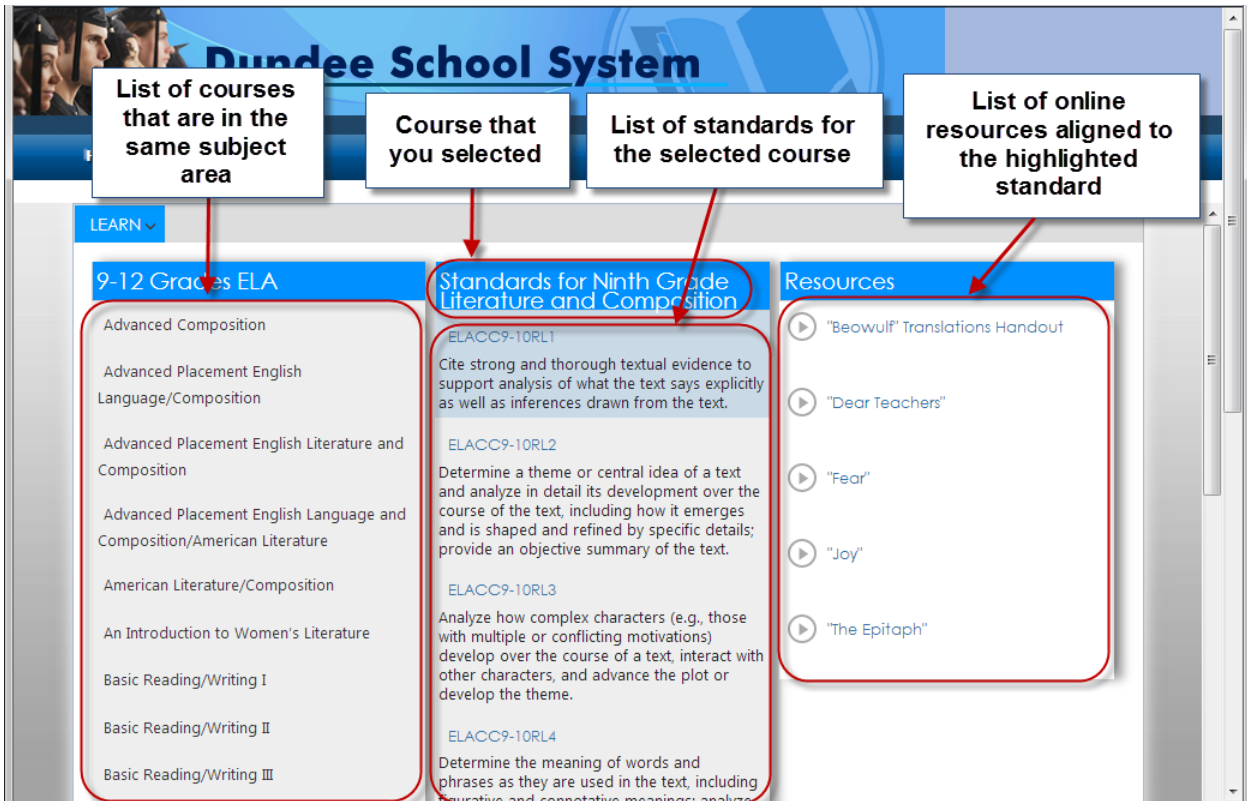
Clicking on the Course Standards Key  beside each course in the My Schedule section (or clicking on the course itself) will open a new window that displays the standards for the course that you selected, along with a list of online resources that are aligned to those standards.



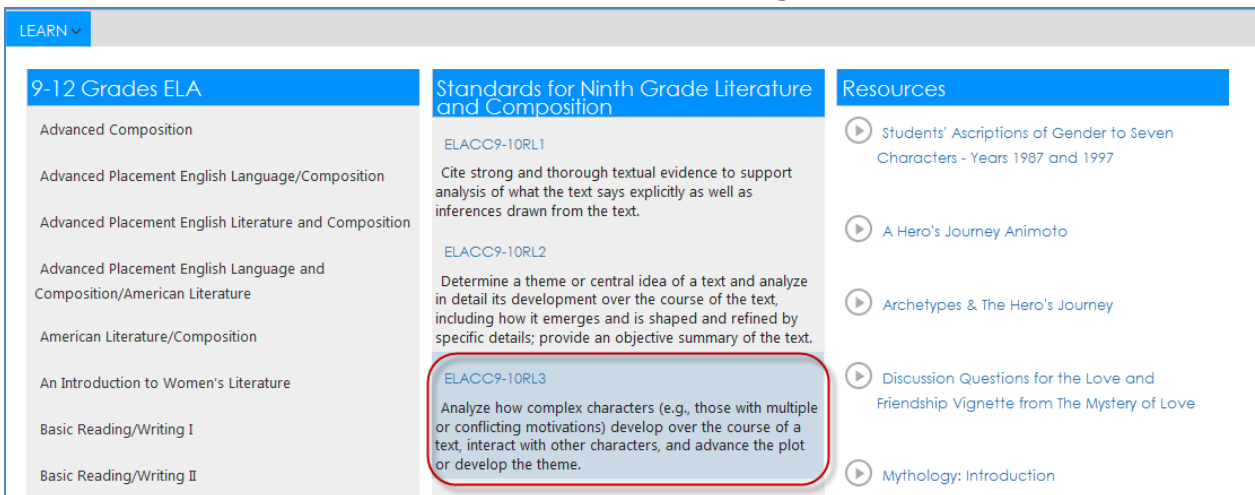
Online Resources Aligned to Standards

You can use this view to browse through the standards in the course that you selected, and display online resources that are aligned to the standard that you select.



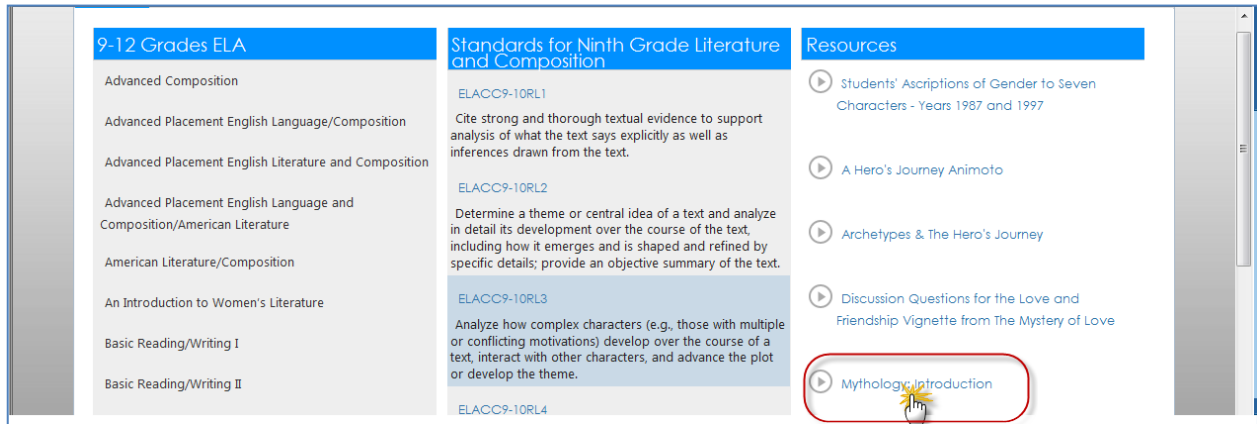


Notice that the standard that is selected will be highlighted in blue, and the resources that are displayed are aligned to the highlighted standard. You can click on another standard to display the resources that are aligned to it. Notice in the image below that a different standard has been selected, and the resources have changed.



Viewing the Resources

To view a resource in the list, simply click on it.

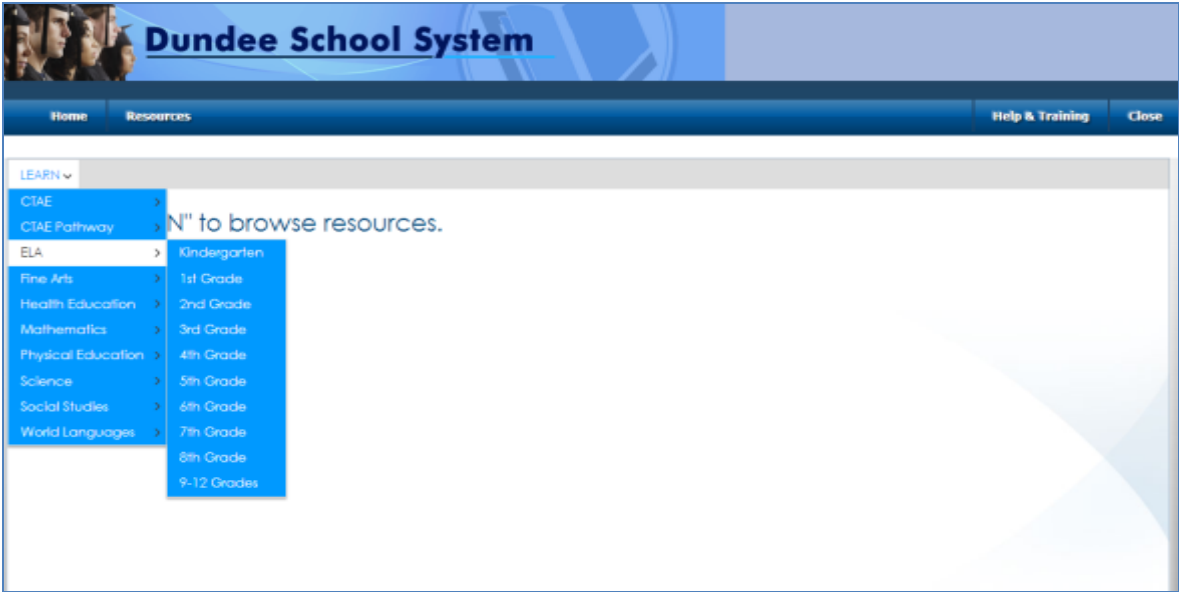
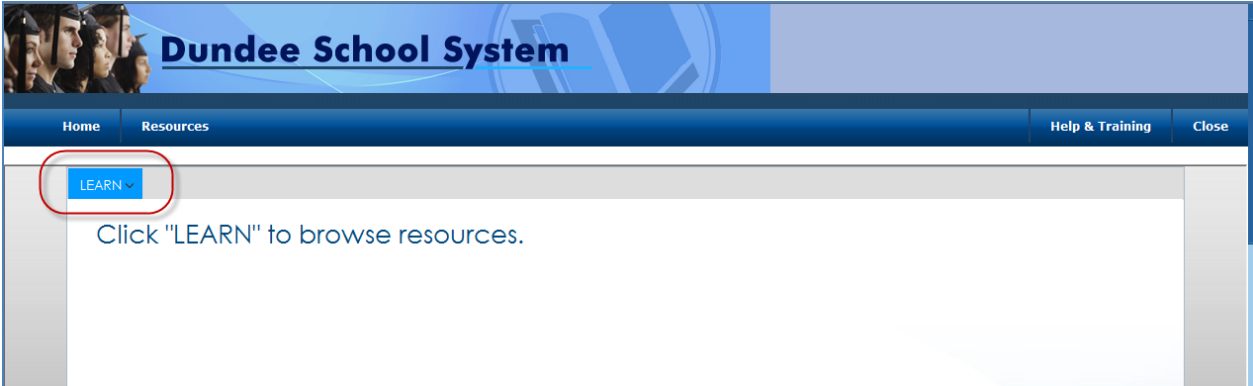


The resource will then open in a new window.



Searching for Resources using the Learn Menu

When you click on the “Learn” menu, a list of subjects will appear in the dropdown list. You can search by grade level for courses or groups within any of the subject areas.



Searching for Resources in Grades K-8 and Grades 9-12:

Domains and Clusters vs. Courses

When you select a subject area to browse, you will then be prompted to select a grade level. It is important to note that the difference between searching for resources for grade K-8 versus grades 9-12. If you select a grade level between Kindergarten and 8th grade, the next menu-set will be a list of clusters or domains within that grade level and subject (see the 7th grade mathematics options below). Simply click on the cluster or domain that you would like to browse, and you will see a list of the standards that are aligned to your selection. Click on any standard to view the online resources that are aligned to each standard.

However, if you select the **9-12 grade level** option in any subject, the next menu-set will be a list of courses in that subject area (see the grades 9-12 Mathematics options below). Simply click on the course that you would like to browse, and you will see a list of the standards that are aligned to your course selection. Click on any standard to view the online resources that are aligned to each standard.

Logging Out of the SLDS Parent Portal

When you have finished using the SLDS Parent Portal, always logout properly by clicking the “**Logout**” button.” After clicking “**Logout**,” you may continue using Infinite Campus.

